



TEXAS FARM BUREAU



# Peanut Shelling

ACTIVITY BOOK

This book belongs to:

# Peanut Shelling

## What is it?

Peanut shelling is the process of taking the hard outer shell off so that we can use or eat the peanuts inside.

## How does it happen?

After the peanuts are cleaned, they go through a machine that removes the hull from the kernel. Then, they go through a grading and sorting process to be grouped by size.

## You can shell peanuts, too! Give it a try!

Follow the steps below to shell your own peanut.

1. Gently squeeze or break the shell with your hands.
2. The shell will then crack open.
3. Take out the peanuts inside.



## Peanut products

Circle the products that are made with peanuts.

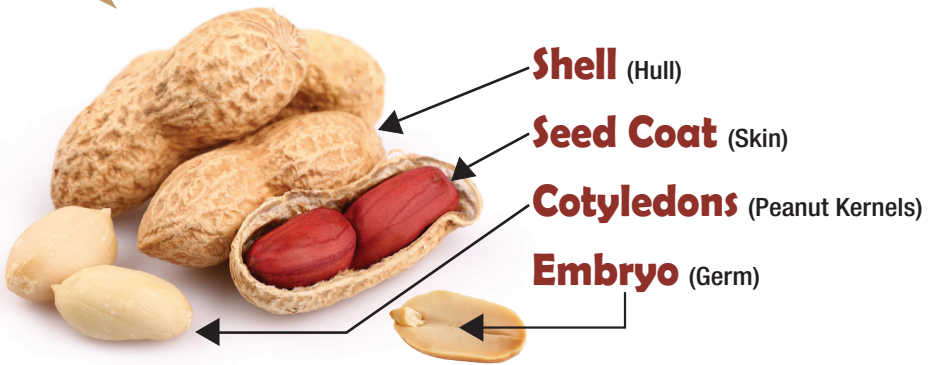


# Parts of a Peanut

## FUN FACT

*Peanuts are not classified as nuts. They are legumes that grow under the ground.*

*Other examples include beans and peas.*



## Purpose of the part

Match the part of the correct description

**Embryo**  
(Germ)

The thin, papery layer around each peanut kernel.

**Seed Coat**  
(Skin)

The part inside the shell that stores food for the plant.

**Cotyledons**  
(Peanut Kernels)


The outer hard covering that protects the seeds inside.

**Shell**  
(Hull)

The tiny part inside of the kernel that can grow into a new peanut plant.



# Complete the picture




Draw the missing parts of the picture and write a sentence about what the image is showing below.

---

---

---



**Peanuts help you grow strong!**

They have a lot of protein, which helps build muscles and give you energy!

## If I were a peanut...

Fill in the blanks of the sentences below.

1. If I were a peanut, I would grow under the \_\_\_\_\_.
2. My shell would be \_\_\_\_\_.
3. I might be turned into \_\_\_\_\_.
4. I would be eaten by humans and \_\_\_\_\_.

### Word Bank:

**Peanut Butter**

**Animals**

**Ground**

**Hard**



TEXAS FARM BUREAU™

Educational Outreach

P.O. Box 2689 | Waco, TX 76702-2689

edoutreach@txfb.org | 254-751-2258