



Watermelon

ACTIVITY BOOK

This book belongs to:

LIFECYCLE OF A WATERMELON

Match the picture to the correct term with numbers 1-6!



1

SEED

2

SPROUT

3

VINE WITH FLOWERING

4

POLLINATION

5


GREEN WATERMELON

6

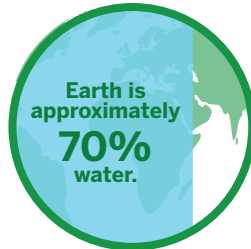
RIPE WATERMELON

WHY THE NAME WATERMELON

Color the amount of water that is in a watermelon and compare it to the amount of water on the Earth!



COLOR ME!



Earth is approximately
70%
water.

HINT: The percent of water in a watermelon is higher than the percent of water on Earth.

WATERMELON HARVEST

Mark an X on the correct way they are harvested!



Why is it important that they are harvested this way?

TYPES OF WATERMELON

FUN FACT!

There are over **1,200** varieties!



Two of the most common are seeded and seedless. **Circle** the similarities and put a **box** around the differences.

SEEDLESS



SEEDED



WEIGHT

GREEN SKIN

RED INSIDE


ROUNDED

BLACK SEEDS

WATERMELON PARTS

Label the parts of a watermelon.

SEED SKIN FLESH RIND



DID YOU KNOW?

All parts of a watermelon can be eaten.

GROWING WATERMELONS



What part of the watermelon is most often not eaten?

Learn about some of the ways the rind is used and **circle** your favorite!

WATERMELON JUICE



The rind can be blended into watermelon juice.

WATERMELON PIE



Diced watermelon rind can be mixed with other fruits to make pie filling.

WATERMELON SALAD



Watermelon rind can be diced or sliced and added to salad.