



# QUAIL

activity book


This book belongs to:

# COLOR THE QUAIL

Use the descriptions of the two main species of Texas quail and color the outlines correctly below.



## Northern Bobwhite

They are black, white, and brown with a white strip near the eyes and throat.



## Scaled Quail

They are bluish-gray in color with feathers outlined in black that resemble scales.



# PARTS OF A QUAIL

## CHALLENGE

Explain the use of a quail's beak and feathers:

---

---

### WORD BANK:


FEATHERS

BEAK

HEAD

FEET

BODY



# HABITAT

An area that meets all environmental conditions that an animal needs to survive

## Things that are essential to a habitat:

Shrubs, cactus, trees and grasses that are evenly spaced to provide a place to sleep and hide from predators.

**Shelter**

Quail eat seeds, leafy green vegetation and insects.

**Food**

The food, water and shelter should be spread across a large landscape.

**Space**

**Water**

The water quail obtain through plants and insects they eat is usually all they need.

Draw a habitat that a quail would survive in and explain why below:

# DID YOU KNOW?

Quail are prey animals. Prey animals are eaten by other animals (predators) for food.

**Below are a few animals that are considered to be predators to quail and their eggs.**

Write the name of each of them below the picture of the animal.



## WHAT DO QUAIL EAT?

Quail eat seeds from this crop. *(Hint: It is bright yellow.)*

Quail also eat this mostly during the summer months.

*(Hint: They crawl!)*

A special thanks to Texas Tech Quail for their guidance and expertise in helping provide resources and materials for the Farm from School program.



Educational Outreach

P.O. Box 2689 | Waco, TX 76702-2689  
edoutreach@txfb.org | 254-751-2258