



TEXAS FARM BUREAU



QUAIL

activity book



This book belongs to:

COLOR THE QUAIL

Use the descriptions of the two main species of Texas quail and color the outlines correctly below.



Northern Bobwhite

They are black, white, and brown with a white strip near the eyes and throat.



Scaled Quail

They are bluish-gray in color with feathers outlined in black that resemble scales.



PARTS OF A QUAIL

CHALLENGE

Explain the use of a quail's beak and feathers:

WORD BANK:


FEATHERS

BEAK

HEAD

FEET

BODY



HABITAT

An area that meets all environmental conditions that an animal needs to survive

Things that are essential to a habitat:

Shrubs, cactus, trees and grasses that are evenly spaced to provide a place to sleep and hide from predators.

Shelter

Quail eat seeds, leafy green vegetation and insects.

Food

The food, water and shelter should be spread across a large landscape.

Space

Water

The water quail obtain through plants and insects they eat is usually all they need.


Draw a habitat that a quail would survive in and explain why below:

DID YOU KNOW

Quail are prey animals. Prey animals are eaten by other animals (predators) for food.

Below are a few animals that are considered to be predators to quail and their eggs.

Write the name of each of them below the picture of the animal.



WHAT DO QUAIL EAT?

Quail eat seeds from this crop. *(Hint: It is bright yellow.)*

Quail also eat this mostly during the summer months.

(Hint: They crawl!)

A special thanks to Texas Tech Quail for their guidance and expertise in helping provide resources and materials for the Farm from School program.



Educational Outreach

P.O. Box 2689 | Waco, TX 76702-2689
edoutreach@txfb.org | 254-751-2258