



TEXAS FARM BUREAU



# Grapefruit

ACTIVITY BOOK


This book belongs to:

# PARTS OF A GRAPEFRUIT TREE

Label the parts of the tree using the words in the box.

**CHALLENGE:** Explain the role of each part.

Trunk  
Roots  
Leaves  
Grapefruit



## JOURNEY OF A GRAPEFRUIT



Put the steps in order. (Hint: there are 6 total!)



Then, it is available to purchase.



It is loaded on a truck to be taken to a grocery store.



The grapefruit is washed and separated at the packing warehouse.

*Photo courtesy of Lone Star Citrus*



It is then harvested by people and loaded on a truck to be taken to the packing warehouse.

*Photo courtesy of Lone Star Citrus*



Finally, the grapefruit is on your plate!



The grapefruit is grown at a citrus farm.

*Photo courtesy of Lone Star Citrus*



## FUN FACT!

TEXAS GRAPEFRUIT IS SOME OF THE SWEETEST IN THE WORLD!

### WHAT IS YOUR FAVORITE WAY TO ENJOY GRAPEFRUIT?

Write the recipe below:

---

---

---

---


---

---

**DID YOU KNOW?**

### GRAPEFRUIT IS A CITRUS FRUIT!

What other citrus fruits do you know?  
Label them below.



---

What differences do you see between the fruits above and grapefruit?

---

What similarities do you see between the fruits above and grapefruit?

---


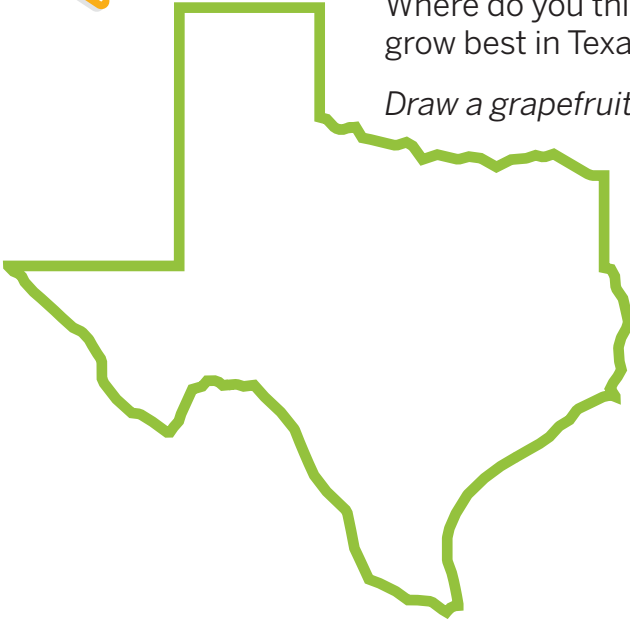
# GRAPEFRUIT IN TEXAS

**FUN  
FACT!**

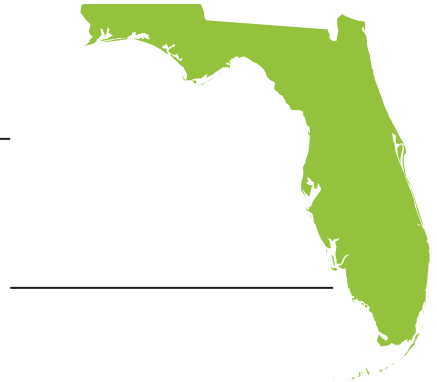
**TEXAS GRAPEFRUIT GROW BEST IN WARM,  
HUMID CLIMATES AND ARE HARVESTED  
NOVEMBER THROUGH MARCH.**

Where do you think they would  
grow best in Texas?

*Draw a grapefruit in the region.*



What are the two states that produce the most grapefruit?



Educational Outreach  
P.O. Box 2689 | Waco, TX 76702-2689  
edoutreach@txfb.org | 254-751-2258