

COMPOSTING

ACTIVITY BOOK



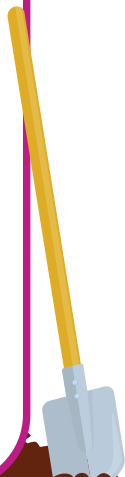
This book belongs to:

WHAT IS COMPOSTING?

Composting is the process of **decomposing organic** material, which is used to **recycle nutrients** back into the **soil**.

Find the underlined words below!

J G R Q A Y G A P H X K N U S
D A S H L T D C E M W S O I L
E F P G E U K F E D L Y B G R
C F C O F L A E G P S F P B O
O O N O R D T S C Z J U W M V
M H M P M G E G Z G K F V U E
P G H Q S P A A K Z R L J Q Q
O R H S R Z O N X W R B O X O
S E I C U T E S I X L E A B Y
I C J E S F G L T C B H Q M E
N Y Z K L L U G T I G Q Q Z B
G C S N O F J M E K N I S I N
V L V D U A P U G W A G K K Z
P E B K N U T R I E N T S F H
S Z O C W L F S B X U H N J B






DID YOU KNOW?

Composting is good for our environment!

Animal manure is organic material used to feed our plants the nutrients they need.



Label and color the animal below!



A-MAZE-ING COMPOST INGREDIENTS

To create your own compost, you can use ingredients found around your home and school!



Collect materials for your compost bin as you work your way through the maze.



What **materials** did you collect for your compost bin?

CREATE YOUR OWN COMPOST!

1. SELECT YOUR COMPOST BIN!

There are many types of compost bins. Mark an X on the one you choose.



Stationary Composter



Vermicomposter



Rotating Composter

2. COLLECT YOUR INGREDIENTS!

Composting is all about balance. To avoid odors and unwanted pests, avoid adding meat, dairy, or bones.



3. YOU ARE READY TO COMPOST!

Layer your materials and rotate them monthly.

Draw your compost bin in the box below.